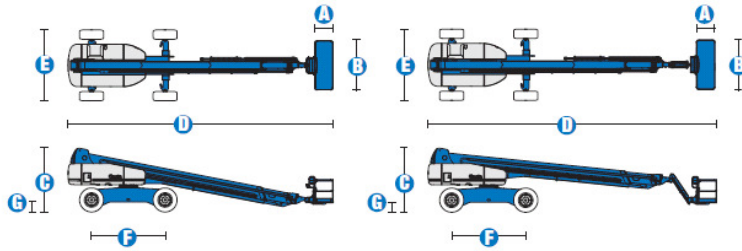


# Specifications



MODELS	S™-120		S™-125	
	Metric	US	Metric	US
Working height maximum*	38.58 m	126 ft	40.15 m	131 ft 2 in
Platform height maximum	36.58 m	120 ft	38.15 m	125 ft 2 in
Horizontal reach maximum	22.86 m	75 ft	24.38 m	80 ft
Below ground reach	1.98 m	6 ft 6 in	3.27 m	10 ft 9 in
<b>A</b> Platform length - 8 ft model	91 cm	3 ft	91 cm	3 ft
Platform length - 6 ft model	76 cm	2 ft 6 in	76 cm	2 ft 6 in
<b>B</b> Platform width - 8 ft model	2.44 m	8 ft	2.44 m	8 ft
Platform width - 6 ft model	1.83 m	6 ft	1.83 m	6 ft
<b>C</b> Height - stowed	3.07 m	10 ft 1 in	3.07 m	10 ft 1 in
<b>D</b> Length - stowed	13 m	42 ft 8 in	14.25 m	46 ft 9 in
Length - transport (jib tucked under)	—	—	12.17 m	39 ft 11 in
<b>E</b> Width - axles retracted	2.49 m	8 ft 2 in	2.49 m	8 ft 2 in
Width - axles extended	3.35 m	11 ft	3.35 m	11 ft
<b>F</b> Wheelbase	3.66 m	12 ft	3.66 m	12 ft
<b>G</b> Ground clearance - centre	44 cm	1 ft 5.5 in	44 cm	1 ft 5.5 in

PRODUCTIVITY				
Lift capacity	340 kg	750 lbs	227 kg	500 lbs
Platform rotation	160°	160°	160°	160°
Vertical jib rotation	—	—	135°	135°
Turntable rotation	360° continuous		360° continuous	
Turntable tailswing - axle retracted	1.68 m	5 ft 6 in	1.68 m	5 ft 6 in
Turntable tailswing - axle extended	1.24 m	4 ft 1 in	1.24 m	4 ft 1 in
Drive speed - stowed	4.8 km/h	3.0 mph	4.8 km/h	3.0 mph
Drive speed - raised/extended	—			
below 24.23 m (80 ft)	1.1 km/h	0.68 mph	1.1 km/h	0.68 mph
above 24.23 m (80 ft)	0.55 km/h	0.34 mph	0.55 km/h	0.34 mph
Gradeability - stowed**	40%	40%	40%	40%
Turning radius - axle retracted: inside	4.01 m	13 ft 2 in	4.01 m	13 ft 2 in
outside	6.75 m	22 ft 2 in	6.75 m	22 ft 2 in
Turning radius - axle extended: inside	2.59 m	8 ft 6 in	2.59 m	8 ft 6 in
outside	5.74 m	18 ft 10 in	5.74 m	18 ft 10 in
Controls	12 V DC proportional		12 V DC proportional	
Tyres - RT lug	445/65 D22.5		445/65 D22.5	

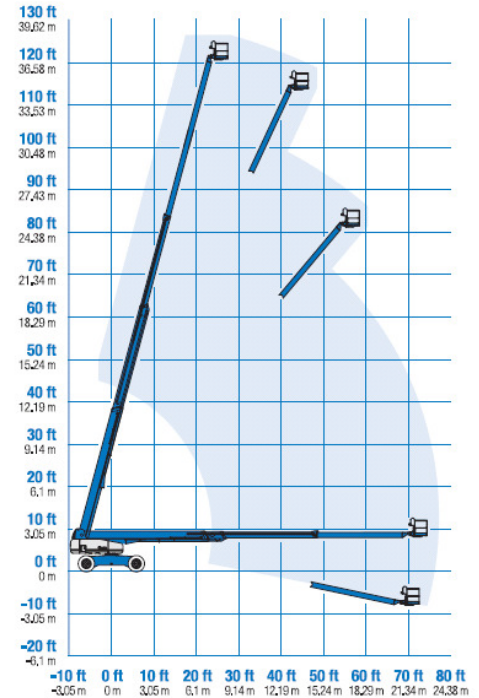
POWER				
Power source	Deutz TD2011 L04i 4 cylinder diesel 74 hp (55 kW) Perkins 804-33T 4 cylinder turbo diesel 83 hp (62 kW) Cummins B3.3T 4 cylinder turbo diesel 80 hp (60 kW)			
Auxiliary power unit	12 V DC	12 V DC	12 V DC	12 V DC
Hydraulic tank capacity	208 L	55 gal	208 L	55 gal
Fuel tank capacity	151 L	40 gal	151 L	40 gal

WEIGHT***				
	20,112 kg	44,340 lbs	20,248 kg	44,640 lbs

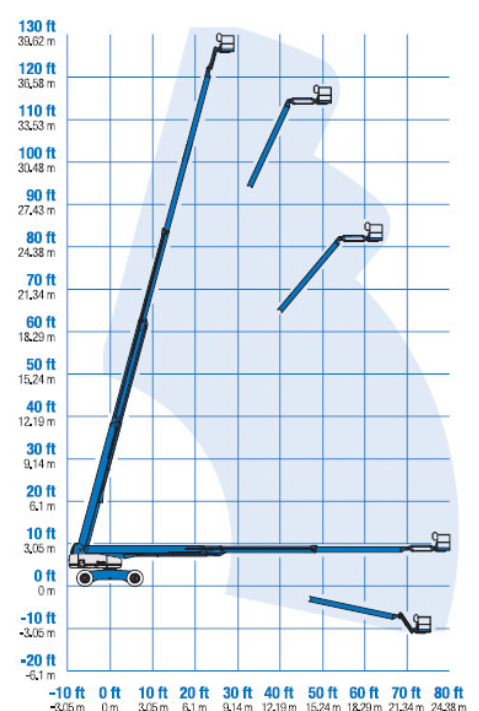
**STANDARDS COMPLIANCE** CE EN280, PB-10-611-03

\* The metric equivalent of working height adds 2 m to platform height. U.S. adds 6 ft to platform height.  
 \*\* Gradeability applies to driving on slopes. See Operator's Manual for details regarding slope ratings.  
 \*\*\* Weight will vary depending on options and/or country standards.

## RANGE OF MOTION S™-120



## RANGE OF MOTION S™-125



## Features

### EASILY CONFIGURED TO MEET YOUR NEEDS

#### PLATFORM OPTIONS

- Steel 2.44 m (8 ft) (standard)
- Steel 1.83 m (6 ft)
- Steel 2.44 m (8 ft) tri-entry

#### JIB OPTIONS

- Non-jib
- 1.52 m (5 ft) jib boom

#### POWER

- Deutz diesel 74 hp (55 kW)
- Perkins diesel 83 hp (62 kW)
- Cummins diesel 80 hp (60 kW)

#### DRIVE/STEER OPTIONS

- 4x4 (standard)
- 4 wheel steer (standard)

#### AXLE

- Extendable axles (standard)

#### TYRE

- Rough terrain foam-filled (standard)

### STANDARD FEATURES

#### MEASUREMENTS

##### S™-120

- 38.58 m (126 ft) working height
- 22.86 m (75 ft) horizontal reach
- 340 kg (750 lb) lift capacity

##### S™-125

- 40.15 m (131 ft 2 in) working height
- 24.38 m (80 ft) horizontal reach
- 227 kg (500 lb) lift capacity

#### PRODUCTIVITY

- Self-levelling platform
- Hydraulic platform rotation
- Fully proportional Hall effect joystick controls
- Hydraulic oil cooler
- Drive enable
- AC power to platform
- Horn
- Hour meter
- Tilt alarm
- Descent alarm
- Alarm package
- 360° continuous turntable rotation
- Locking turntable covers
- Positive traction drive
- Two speed wheel motors

### STANDARD FEATURES cont.

- Configurable controls to limit maximum height to 24.38 m (80 ft) or 30.48 m (100 ft)
- Ground control box cover
- Engine status display
- Certified load sensor

#### POWER

- All engines are emissions compliant
- 12 V DC auxiliary power
- Anti-restart engine protection
- Auto engine fault shutdown



### OPTIONS & ACCESSORIES

#### PRODUCTIVITY

- Platform swing gate
- Half mesh platform inserts with swing gate
- Platform top auxiliary rail
- Weld leads to platform
- Air line to platform
- Fire resistant hydraulic oil
- Biodegradable hydraulic oil
- Basic hostile environment kit
- Deluxe hostile environment kit
- Deluxe aircraft protection package (6 ft package)
- Thumb rocker steer
- Tool tray
- Fluorescent tube caddy
- Pipe cradle (pair)
- Platform work lights
- Front driving lights
- Lockable platform control box covers

#### POWER

- AC Generator Packages (110V/60Hz, 3000 W or 220V/50Hz, 2500 W)
- Cold weather packages
- Arctic packages
- Diesel scrubber/spark arrestor muffler
- Diesel spark arrestor muffler (not available on Cummins engine)

#### UK

Millennium House  
Brunel Drive  
Newark NG24 2DE  
UK  
Tel: +44 (0)1476 584333  
Fax: +44 (0)1476 584334

#### France

10, ZA de la Croix St. Mathieu  
28320 Gallardon  
France  
Tel: +33 (0)2 37 26 09 99  
Fax: +33 (0)2 37 26 09 98

#### Germany

Finienweg 3  
28832 Achim/Bremen  
Germany  
Tel: +49 (0)4202 8852-0  
Fax: +49 (0)4202 8852-25

#### Spain

Gaià 31, Pol. Ind. Plá d'en Coll  
08110 Montcada i Reixac  
Barcelona  
Spain  
Tel: +34 93 572 50 90  
Fax: +34 93 572 50 91

#### Scandinavia

Importgatan 17  
422 46 Hisings Backa  
Sweden  
Tel: +46 31 57 51 00  
Fax: +46 31 57 90 20

#### Middle East

Terex Middle East  
PO Box 282325, Dubai  
U.A.E.  
Tel: +971 4 339 1800  
Fax: +971 4 339 1802  
Email: InfoME@terex.com

#### Genie United States

18340 NE 76th Street  
P.O. Box 97030  
Redmond, WA  
USA 98073-9730  
Tel: +1 425 881-1800  
Fax: +1 425 883-3475

**Email:** AWP-InfoEurope@terex.com

#### Distributed By:

  
**dowes**  
materieel op maat

De Rysloane 2  
9281 KM Harkema  
Tel : 0512-364499  
Fax : 0512-365152  
Email : info@materieel.com  
Web : www.materieel.com